

# HYDRAMAX

## Surface mounted shower system

- Thermostatic or manual systems available
- Surface mounted for quick and easy installation
- Supplied complete with adjustable height shower kit
- Multi-mode handset featuring rub-clean nozzles
- Rear inlet and bottom outlet connections
- Integral anti-scale mechanism
- Integral safety features
- Optional 'eco-friendly' performance adapter available for use on approved high pressure water systems
- System specific variants to suit virtually all approved UK domestic water systems
- 2 year comprehensive manufacturer's guarantee

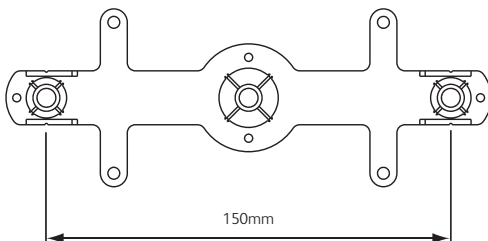


### Fixing data

|             |  |           |                           |           |                           |             |                           |           |                           |
|-------------|--|-----------|---------------------------|-----------|---------------------------|-------------|---------------------------|-----------|---------------------------|
| Inlets      | 15mm 'push fit' connectors<br>150mm centres<br>Pipe projection for rear entry – 18-22mm<br>Hot left / cold right viewed from front   |           |                           |           |                           |             |                           |           |                           |
| Outlets     | Bottom 1/2" BSP male thread  |           |                           |           |                           |             |                           |           |                           |
| Pressures   | <table> <tr> <td>HM.SM.01T</td> <td>1.0 – 10 bar (max static)</td> </tr> <tr> <td>HM.SM.21T</td> <td>1.0 – 10 bar (max static)</td> </tr> <tr> <td>HM.SM.01LPT</td> <td>0.1 – 10 bar (max static)</td> </tr> <tr> <td>HM.SM.21M</td> <td>0.1 – 10 bar (max static)</td> </tr> </table> | HM.SM.01T | 1.0 – 10 bar (max static) | HM.SM.21T | 1.0 – 10 bar (max static) | HM.SM.01LPT | 0.1 – 10 bar (max static) | HM.SM.21M | 0.1 – 10 bar (max static) |
| HM.SM.01T   | 1.0 – 10 bar (max static)  |           |                           |           |                           |             |                           |           |                           |
| HM.SM.21T   | 1.0 – 10 bar (max static)  |           |                           |           |                           |             |                           |           |                           |
| HM.SM.01LPT | 0.1 – 10 bar (max static)  |           |                           |           |                           |             |                           |           |                           |
| HM.SM.21M   | 0.1 – 10 bar (max static)  |           |                           |           |                           |             |                           |           |                           |
| Shower kit  | Rail end fixing points 470mm vertically apart  |           |                           |           |                           |             |                           |           |                           |

### Siting

'Easy fix' template supplied









### Installation

Refer to installation guide

### Spare parts

Refer to separate Hydramax spares sheet

### Water system compatibility

|             |  |   |
|-------------|--|---|
| HM.SM.01T   |  |   |
| HM.SM.21T   |  |   |
| HM.SM.01LPT |  |  |
| HM.SM.21M   |  |  |

### Colour option

White / Chrome  
Chrome (Thermostatic only)

### Product codes

|             |  |
|-------------|--|
| HM.SM.01T   | Chrome thermostatic – High pressure            |
| HM.SM.21T   | White/Chrome thermostatic – High pressure      |
| HM.SM.01LPT | Chrome thermostatic – Gravity or Combi         |
| HM.SM.21M   | White/Chrome manual – Gravity or High pressure |

### Flow rates (via multi-mode handset)

|                                  |   |
|----------------------------------|---|
| Low pressure (gravity – 0.1 bar) | approx 6lpm   |
| High pressure (unvented 3 bar)   | approx 14lpm (unrestricted)<br>9lpm (using 'eco-homes' flow regulator assembly – part no. 298501) |